





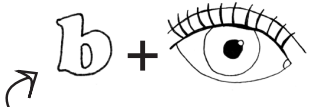
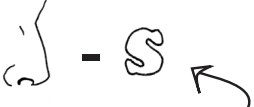






GLYPHiTS

Magnetized Pictures with Linguistic Potential!
 Create clever puzzles and messages using this set of 180 magnets.

Build sentences using any number of techniques:

<p>Homophones: words that sound like other words</p> <div style="display: flex; justify-content: space-around;"> <div style="text-align: center;">  <p>witch = which</p> </div> <div style="text-align: center;">  <p>ewe* = you *a female sheep</p> </div> </div>		<p>Phonemes: sounds that make up words</p> <div style="display: flex; justify-content: space-around;"> <div style="text-align: center;">  <p>eel feel real meal seal</p> </div> <div style="text-align: center;">  <p>ice nice rice dice slice</p> </div> </div>	
<p>Use letters and numbers to represent words:</p> <div style="display: flex; justify-content: space-around;"> <div style="text-align: center;">  <p>to, too</p> </div> <div style="text-align: center;">  <p>see, sea</p> </div> </div>	<p>Add or Subtract letters:</p> <div style="display: flex; justify-content: space-around;"> <div style="text-align: center;">  <p>b + eye = buy, bye</p> </div> <div style="text-align: center;">  <p>nose - s = know, no</p> </div> </div>		<p>Use images for symbolic meaning:</p> <div style="display: flex; justify-content: space-around;"> <div style="text-align: center;">  <p>good</p> </div> <div style="text-align: center;">  <p>day</p> </div> </div>

Combine different techniques all together:



(what will you think up?)